

DESCRIPCIÓN

Mezclador doble mando de encimera con caño de 200 mm. Incluye válvula para desagüe

Fabricado en latón.

COMPONENTES

- Cartucho cerámico
- Partes internas del mezclador con mando C-LE32-UP
- Set completo con caño 200 mm y arandelas C-LE32-AP

CAUDALES


3.0 bar 5 l/min

DISPONIBLES REDUCTORES DE CAUDAL

- 5 l/min BREEAM™
- 6 l/min
- 7 l/min
- 9 l/min

AG 1 CONSUMO DE AGUA - REDUCTORES DE CAUDAL Y AIREADORES. Nota técnica NT17

ACABADOS DISPONIBLES



Negro
mate




Blanco
mate




Oro
cepillado



Cromo



Níquel
cepillado



Crude

C-LE32

Collection C



DESCRIPTION

Double handle countertop mixer faucet with 200 mm spout. Includes drain valve.

Made of brass.

COMPONENTS

- Ceramic cartridge
- Internal parts of the mixer with faucet knob C-LE32-UP
- Complete set with 200 mm spout and washers C-LE32-AP

FLOW RATES


3.0 bar 5 l/min

FLOW REDUCERS AVAILABLE

- 5 l/min BREEAM®
- 6 l/min
- 7 l/min
- 9 l/min

AG 1 WATER CONSUMPTION - REDUCERS FLOW AND AERATORS. Tech Note NT17

FINISHES AVAILABLE



Matt black




Matt white




Brushed gold



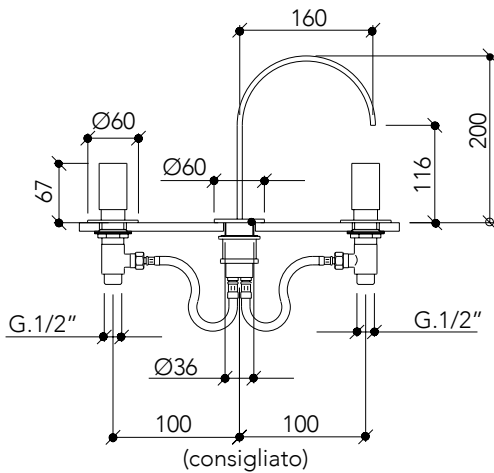
Chrome



Brushed nickel

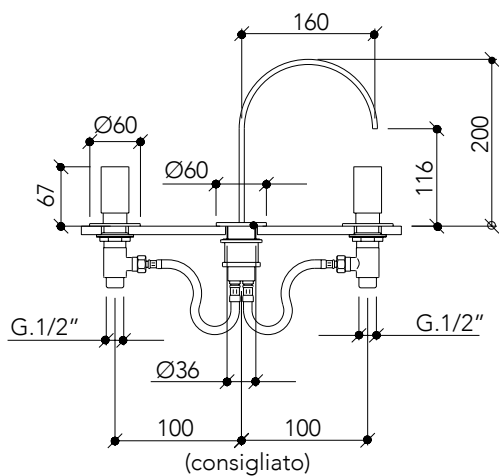



Crude



C-LE32

Collezione C



DESCRIZIONE

Miscelatore doppio comando ad appoggio per lavandino con bocca di 200 mm. Include valvola per lavandino con trabocco per lo scarico.

Fabbricato in ottone.

COMPONENTI

- Cartuccia in ceramica
 - Parti interne del miscelatore con comando e inverter
 - Set completi con canna de 200 mm e rondelle
- C-LE32-UP
C-LE32-AP

PORTATE


3.0 bar 18,2 l/min

DISPONIBILI RIDUTTORI DI PORTATA

- 5 l/min BREEAM
- 6 l/min
- 7 l/min
- 9 l/min

ACQUA 1 CONSUMO DI ACQUA - RIDUTTORI DI PORTATA E AERATORI. Nota tecnica NT17

FINITURA DISPONIBILI



Nero
opaco




Bianco
opaco




Oro
spazzolato



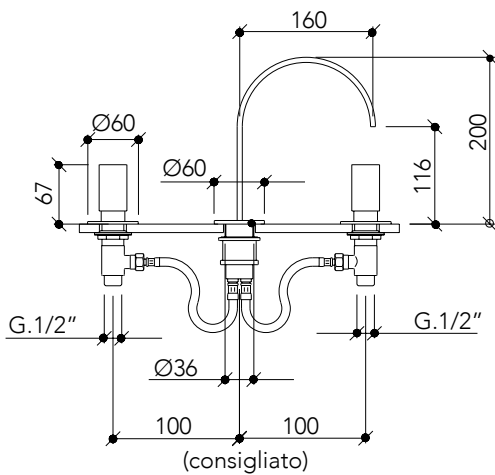
Cromo



Nichel
spazzolato



Crude

**DESCRIPTION**

Mitigeur de comptoir double levier pour lavabo avec bec 200 mm. Comprend une vanne pour lavabo avec trop-plein pour drainage.

Fabriqué en laiton.

COMPONENTS

- Cartouche céramic
- Parties internes du mélangeur avec commande et inverseur C-LE32-UP
- Ensemble complet avec bec 200 mm et rondelles C-LE32-AP


DÉBITS

3.0 bar 18,2 l/min

RÉDUCTEURS DE DÉBIT DISPONIBLES

- 5 l/min **BREEAM**
- 6 l/min
- 7 l/min
- 9 l/min

AG | CONSOMMATION D'EAU - RÉDUCTEUR DE DÉBIT ET AÉRATEURS. Note technique NT17.

FINITIONS DISPONIBLES

Noir
mat




Blanc
mat




Or
brossé



Chrome



Nickel
brossé



Brut