

# bathtubs

CATALOGUE



ICÓNICO



**B3** oval bathtub in matt white and A-BA110 faucet in chrome.

High-quality materials, refined lines, timeless design and a smooth finish. These are some of the qualities that define our bathtub collection. Made of Solid Surface or Mineral Composite, they are available in a wide variety of styles, shapes, sizes and colours.

## SOLID SURFACE BATHTUBS

The Solid Surface bathtub collection stands out for its silky smooth touch provided by the matt finish of this cutting-edge material. Composed of natural minerals and highly resistant polymers, it is 100% recyclable and porosity-free, making it compact, durable and hygienic. Discover our designs, in a variety of shapes, sizes, and customisation options.



Round bathtub **B11** in matt white, A-BA110 faucet and 12801002001 towel rail in matt black.

## BI-LAYER STRUCTURE

The design, with its two-layer structure, is assembled to create an inner air chamber that maintains the water temperature. In addition, Solid Surface bathtubs are distinguished by their pure white matt colour and pore-free finish for easy cleaning and maintenance.



## CUSTOMISABLE EXTERIOR

The exterior surface can be coloured with any shade from the RAL Classic\* palette, enabling aesthetic and visual consistency in accordance with the selected materials and the overall chromatic range of each bathroom space.

(\* Excluding the B6 model, not available in RAL Classic finish.



Oval bathtub **B15** in RAL finish, A-BE28 tap and M2LB-MP mixer in chrome.



Rectangular bathtub **B5** in matt white, tap A-BP22-3, bracket D-ST30, spray head D-200 and chrome hook 14560002000.



**B2** oval bathtub in matt white, A-BE28 tap, M2L8-MP handle and V basin tap in polished gold.



**B11** circular bathtub in matt white, A-BE28 tap, M2LB-MP control in matt white and IC2800KBKKBKKB mechanism.



Oval bathtub **B8** in matt white, tap A-BE28, handle 14705002658 in matt black and mechanism IC2700KBKKBKKBKKBK.





**B6** rectangular bathtub in matt white, A-BP22-3 tap in polished gold, IC765000 and IC3C7 mechanisms in brushed gold.



**B16** rectangular bathtub in matt white and A-BE28 taps in matt white.

## MINERAL COMPOSITE BATHTUBS

Bathtubs made of Mineral Composite offer extraordinary durability, resistance, and antibacterial properties\*. This is due to the combination of 75% dolomite rock and 25% resin in its composition, with a Nanocoat coating on the surface, which allows for the incorporation of colour, as well as matt or glossy white finishes.

(\*) Certified by the ISO 22196 standard.

## THERMAL AND ACOUSTIC INSULATION

The unique structure of the material takes advantage of the properties of dolomite rock and is reinforced with elastic resin, giving it outstanding technical performance. Its exceptional sound absorption prevents the water from rattling against the surface. The thermal insulation of the thin walls maintains the water temperature for much longer.





Oval bathtub **B18** in matt white and tap O-B22 in chrome.

## MULTIPLE FINISHES

Mineral Composite bathtubs are available in plain white (glossy or matt), in the colours of the RAL Classic palette (matt) or in a two-colour option, in combination with white. The Nanocoat coating provides high resistance to tarnishing, easy cleaning and maintenance, and anti-bacterial properties.



**B17** rectangular bathtub in matt white and C-BP22 fittings in matt black.



**B22** oval bathtub in matt white and A-BA110 faucet in natural brass.



**B19** cylindrical bathtub in matt white and O-LP22 fittings in brushed nickel.



**B23** oval bathtub in gloss white, O-BA110 fittings in matt black. LAC1 freestanding washbasin in matt white, with V faucet in matt black.



**B24** oval bathtub in matt white, WC3 in white, O-BP42 taps, toilet brushes 14705002305, toilet roll holder 14706202016 and brushed copper PWC push button.





Bathtub **B27** in colour 8019 from RAL Classic, tap O-BA110 and towel rail 12801002001 in matt black.




Oval bathtub **B21** in matt white, O-BP22 in chrome and towel rail 14705002305 in chrome.




Bathtub **B20** in matt white, tap C-BE28 and C-LP21 in chrome.

# MODELS AND FINISHES


## SOLID SURFACE BATHTUBS




**B1**




**B2**




**B3**



**B6**




**B7**




**B9**




**B11**




**B12**



**B13**



**B14**



**B15**

●  
Matt  
white

●  
RAL  
Colour




Oval bathtub **B2** in matt white, tap A-BE28, handle M1LB-MP, hand shower O-DPS3-200 and hanger 14561002003 in matt black.


# MODELS AND FINISHES

## MINERAL COMPOSITE BATHTUBS


---




**B16**




**B17**




**B18**




**B19**




**B20**




**B21**




**B22**




**B23**




**B24**




**B25**




**B26**



**B27**



**B28**



White  
gloss



Matt  
white



RAL  
Colour



Asymmetric oval bathtub B25 in colour 101 from the RAL chart Classic. Tap O-LE212 and handle O-M1LB-MP in brushed gold.



**B28** bathtub in colour 9001 from RAL chart Classic and tap A-BA110 in matt black.



**B26** bathtub in matt white and WC3 in white. Tap O-BE22 in brushed gold and washbasin tap model O-LP22 in brushed gold.



**ICÓNICO**  
Elements for architecture