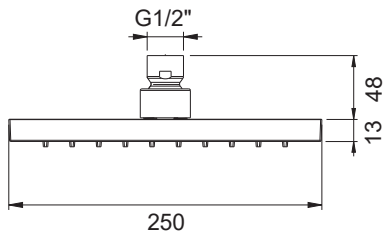

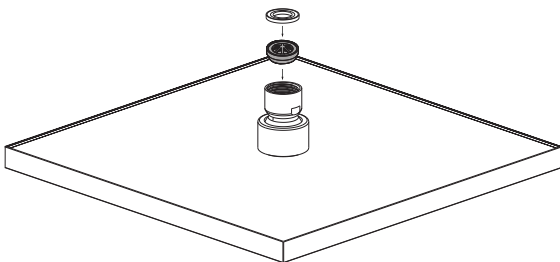


# D-C250

Rociadores



## POSICIÓN DEL REDUCTOR



El reductor va ubicado en el interior del cabezal.

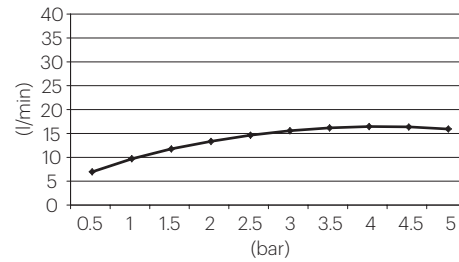
Made in EU

## DESCRIPCIÓN

- Rociador de ducha cuadrado de 250x250 mm.
- Instalación a pared o a techo.
- Caída del agua modo lluvia.
- Con rótula orientable hasta 30°.

Fabricado en latón, acero inoxidable 304 o 316.

## CAUDALES



## DISPONIBLES REDUCTORES DE CAUDAL

BREEAM®

6,6 l/m - C069060

9 l/m - C069019


AG 1 CONSUMO DE AGUA - REDUCTORES DE CAUDAL Y AIREADORES.  
Nota técnica NT17.

## ACABADOS DISPONIBLES

### Latón



Cromo



Níquel cepillado



Negro mate



Blanco mate



Gunmetal



Cobre cepillado



Oro brillante




Oro cepillado

### Acero inoxidable AISI 304



Acero inox.  
brillante

### Acero inoxidable AISI 316



Acero inox.  
cepillado



Gunmetal



Cobre cepillado



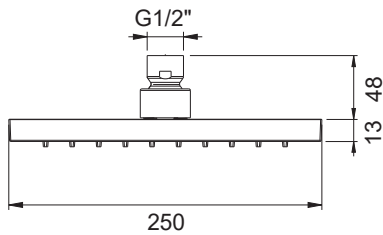

Oro cepillado

## CERTIFICACIONES

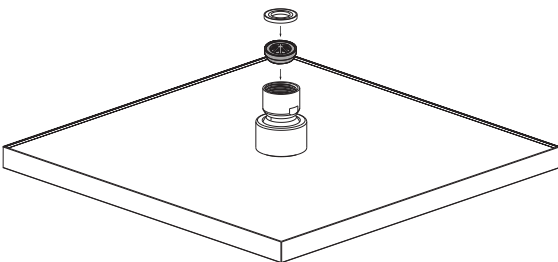


# D-C250

Shower heads



## REDUCTOR POSITION



The reducer is located inside the shower head.

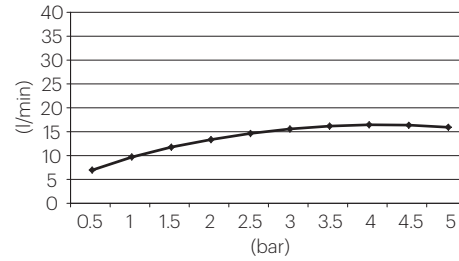
Made in EU

## DESCRIPTION

- Square shower head of 250x250 mm.
- Wall or ceiling installation.
- Water fall rain mode.
- 30° steerable swivel ball.

Made of brass, 304 or 316 stainless steel.

## FLOW RATES



## FLOW REDUCERS AVAILABLE

BREEM®

6,6 l/m - C069060

9 l/m - C069019

AG 1 WATER CONSUMPTION - REDUCERS FLOW AND AERATORS.  
Tech Note NT17.

## FINISHES AVAILABLE


### Brass



### Stainless steel AISI 304



### Stainless steel AISI 316

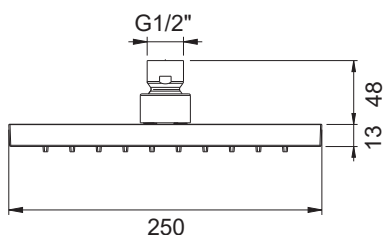



## CERTIFICATIONS

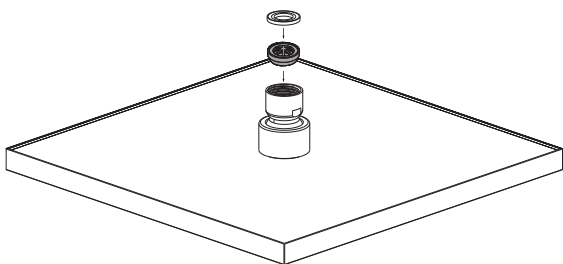


# D-C250

Pommeaux de douche



## EMPLACEMENT RÉDUCTEUR



Le réducteur est situé à l'intérieur de la pomme de douche.

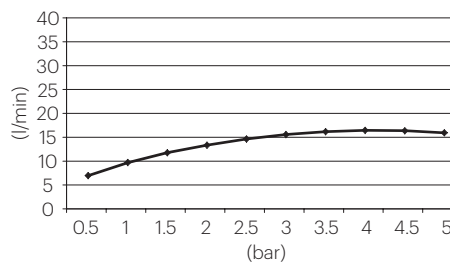
Made in EU

## DESCRIPTION

- Pomme de douche carrée de 250x250 mm.
- Installation au mur ou au plafond.
- Chute d'eau en mode pluie.
- Pivotante à 30°.

Fabriquée en laiton, acier inoxydable 304 ou 316.

## DÉBITS



## RÉDUCTEURS DE DÉBIT DISPONIBLES

BREEM®

6,6 l/m - C069060

9 l/m - C069019


AG I CONSOMMATION D'EAU - RÉDUCTEUR DE DÉBIT ET AÉRATEURS.  
Note technique NT17.

## FINITIONS DISPONIBLES


### Laiton



Chrome




Nickel brosse



Noir mat



Blanc mat



Canon fusil



Cuivre brosse



Or brillant



Or brosse

### Acier inoxydable AISI 304




Acier inox.  
brillant

### Acier inoxydable AISI 316



Acier inox.  
brosse



Gunmetal



Cuivre brosse



Or brosse

## CERTIFICATIONS

