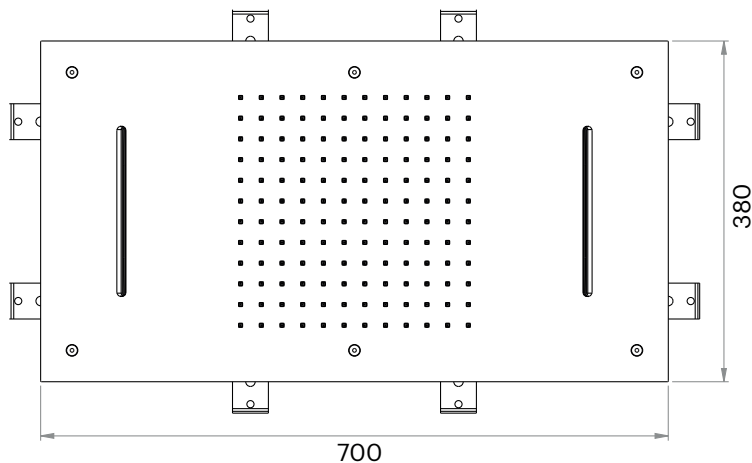



D-R2V700

Rociadores

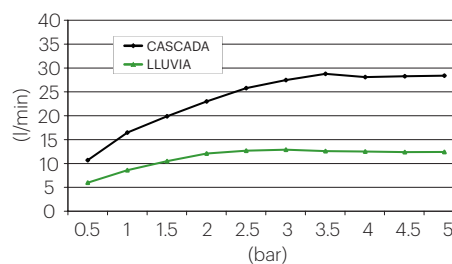


DESCRIPCIÓN

Rociador rectangular de 700x380 mm enrasado a techo. Con sistema de 2 vías: doble cascada lateral y lluvia central.

Fabricado en acero inoxidable AISI 304.

CAUDALES



DISPONIBLES REDUCTORES DE CAUDAL

BREEAM®

9 l/m - C069019


6,6 l/m - C069060

AG 1 CONSUMO DE AGUA - REDUCTORES DE CAUDAL Y AIREADORES.
Nota técnica NT17.

ACABADOS DISPONIBLES



Acero inox.
brillante



Acero inox.
cepillado



Negro
mate



Blanco
mate



Oro
brillante



Oro
cepillado



Cobre
cepillado




Gunmetal

CERTIFICACIONES



D-R2V700

Shower heads

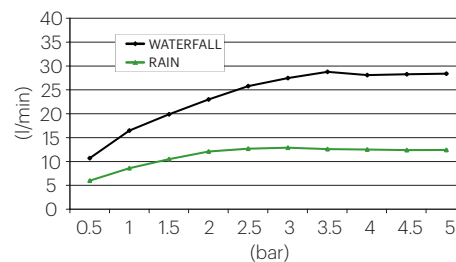


DESCRIPTION

700x380 mm rectangular ceiling-mounted rainshower. With 2-way system: double lateral waterfall and central rain shower.

Made of stainless steel AISI 304.

FLOW RATES



FLOW REDUCERS AVAILABLE

BREEAM®

9 l/m - C069019


6,6 l/m - C069060

AG 1 WATER CONSUMPTION - REDUCERS FLOW AND AERATORS.
Tech Note NT17.

ACABADOS DISPONIBLES



Polished stainless steel



Brushed stainless steel



Matt black



Matt white




Polished gold



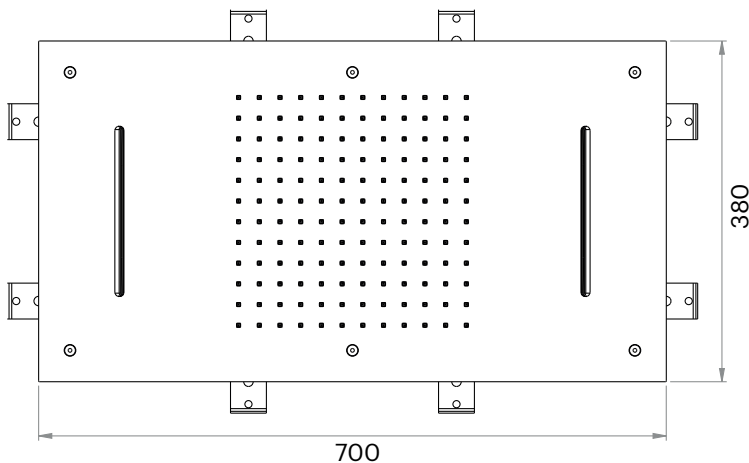
Brushed gold



Brushed copper



Gunmetal

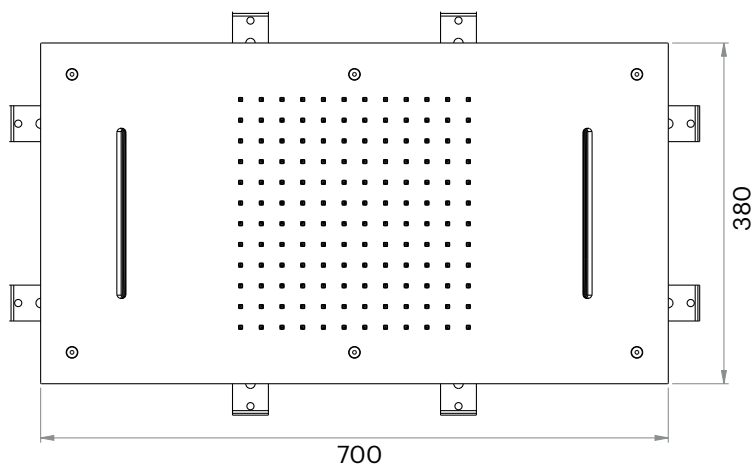



CERTIFICATIONS



D-R2V700

Pommeaux de douche

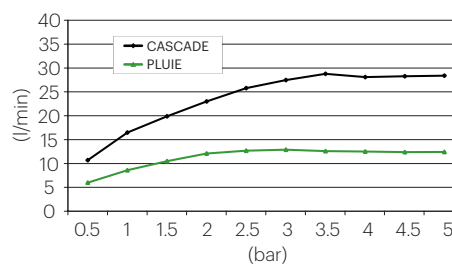


DESCRIPTION

Pomme de douche rectangulaire 700x380 mm au ras du plafond. Avec système à 2 voies : double cascade latérale et pluie centrale.

Fabriquée en acier inoxydable AISI 304.

DÉBITS



RÉDUCTEURS DE DÉBIT DISPONIBLES

BREEAM®

9 l/m - C069019


6,6 l/m - C069060

AG | CONSOMMATION D'EAU - RÉDUCTEUR DE DÉBIT ET AÉRATEURS.
Note technique NT17.

ACABADOS DISPONIBLES



Acier inox.
brillant



Acier inox.
brossé



Noir
mat



Blanc
mat




Or
brillant



Or
brossé



Cuivre
brossé



Canon
fusil

CERTIFICATIONS

