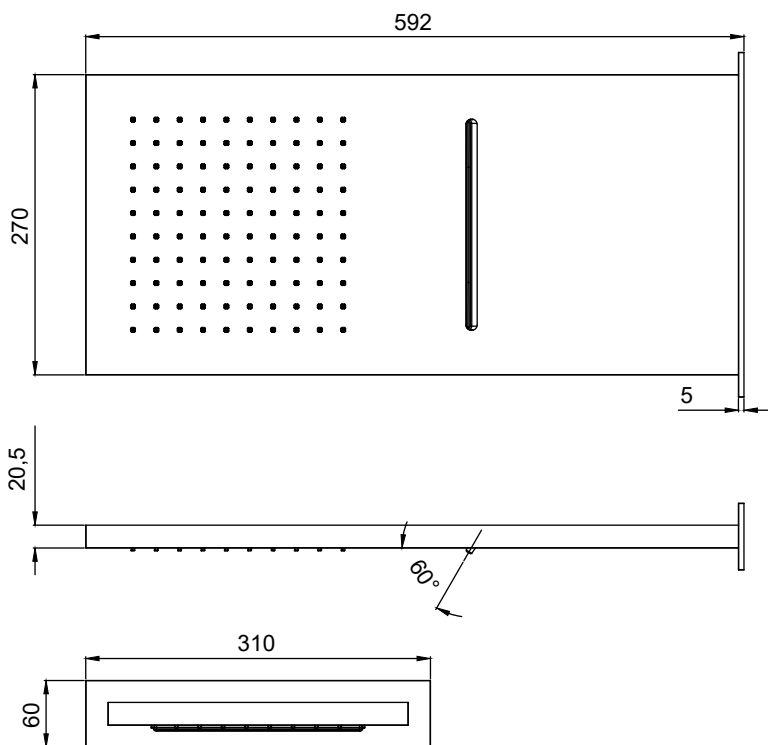


# D-RAINL2VP

Rociadores

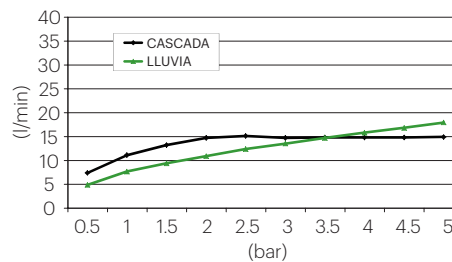


## DESCRIPCIÓN

Rociador rectangular de 592x270 mm de pared.  
Con sistema de 2 vías: lluvia y cascada.

Fabricado en acero inoxidable AISI 304.

## CAUDALES



## DISPONIBLES REDUCTORES DE CAUDAL

BREEAM®

9 l/m - C069019

6,6 l/m - C069060

AG 1 CONSUMO DE AGUA - REDUCTORES DE CAUDAL Y AIREADORES.

Nota técnica NT17.

## ACABADOS DISPONIBLES



Negro  
mate



Blanco  
mate



Acero inox.  
brillante



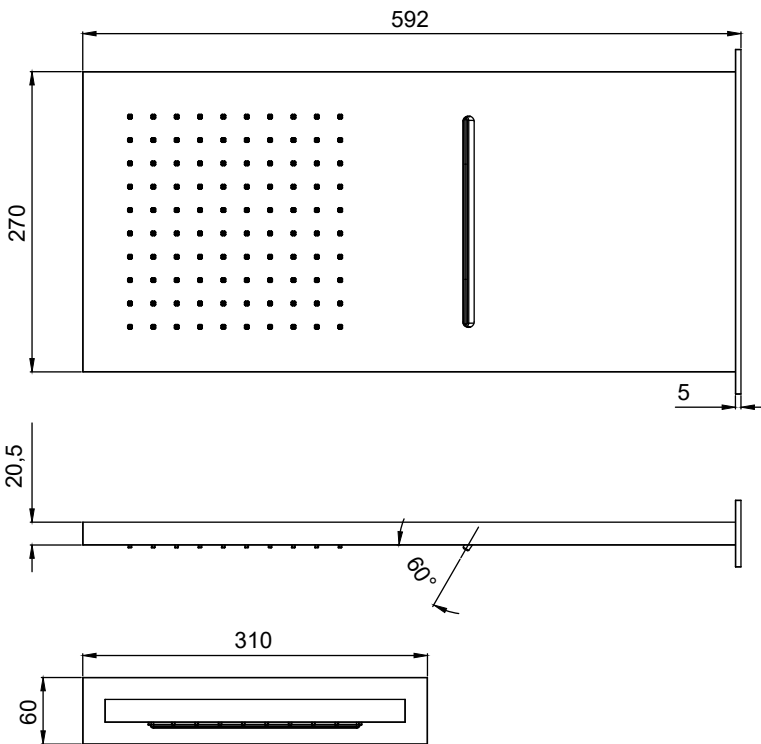
Acero inox.  
cepillado

## CERTIFICACIONES



# D-RAINL2VP

Shower heads

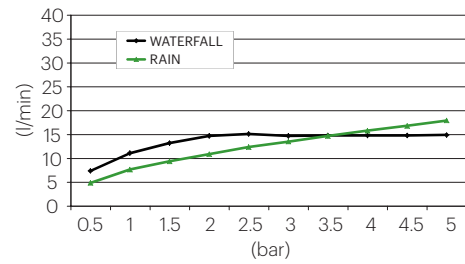


## DESCRIPTION

Wall-mounted rectangular shower head of 592x270 mm. With 2-way system: rain and waterfall.

Made of stainless steel AISI 304.

## FLOW RATES



## FLOW REDUCERS AVAILABLE

BREEAM®

9 l/m - C069019

6,6 l/m - C069060

AG 1 WATER CONSUMPTION - REDUCERS FLOW AND AERATORS.  
Tech Note NT17.

## AVAILABLE FINISHES



Matt black



Matt white



Polished stainless steel



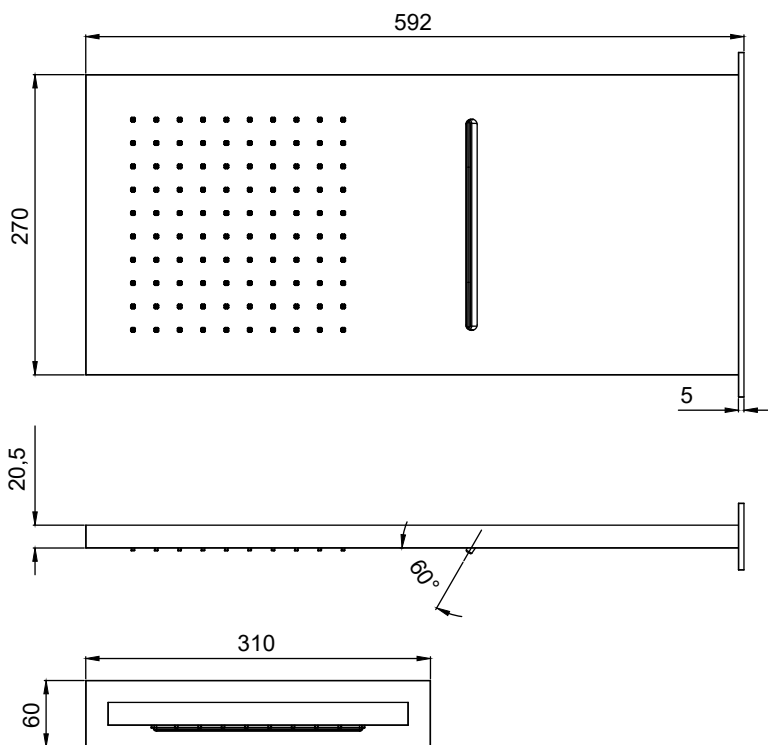
Brushed stainless steel

## CERTIFICATIONS



# D-RAINL2VP

Pommeaux de douche

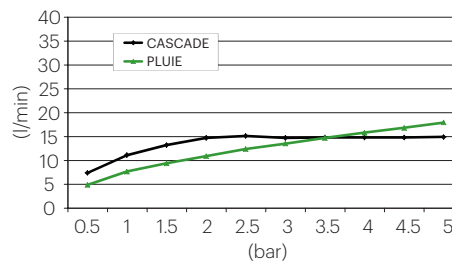


## DESCRIPTION

Pomme de douche rectangulaire au mur de 592x270 mm. Avec système à 2 voies: pluie et cascade.

Fabriqué en acier inoxydable AISI 304.

## DÉBITS



## RÉDUCTEURS DE DÉBIT DISPONIBLES

BREEAM®

9 l/m - C069019

6,6 l/m - C069060

AG | CONSOMMATION D'EAU - RÉDUCTEUR DE DÉBIT ET AÉRATEURS.  
Note technique NT17.

## FINITIONS DISPONIBLES



Noir  
mat



Blanc  
mat



Acier inox.  
brillant



Acier inox.  
brossé

## CERTIFICATIONS

