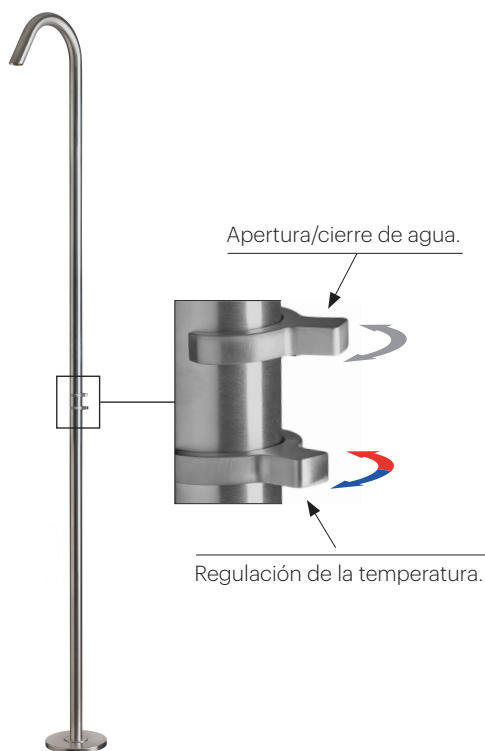


DEXTER 1C

Duchas de exterior



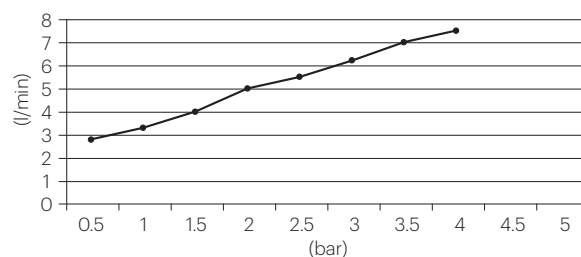
DESCRIPCIÓN

Ducha para exterior de 2.265 mm y Ø40 mm.
Para agua fría y caliente.

Fabricado en acero inox AISI 316L.

CAUDAL

BREEAM®



ESPECIFICACIONES

Conexión de agua de 1/2".

ACABADOS DISPONIBLES



Acero inox.
brillante




Acero inox.
cepillado



Negro
mate




Blanco
mate



Bronce
esmaltado



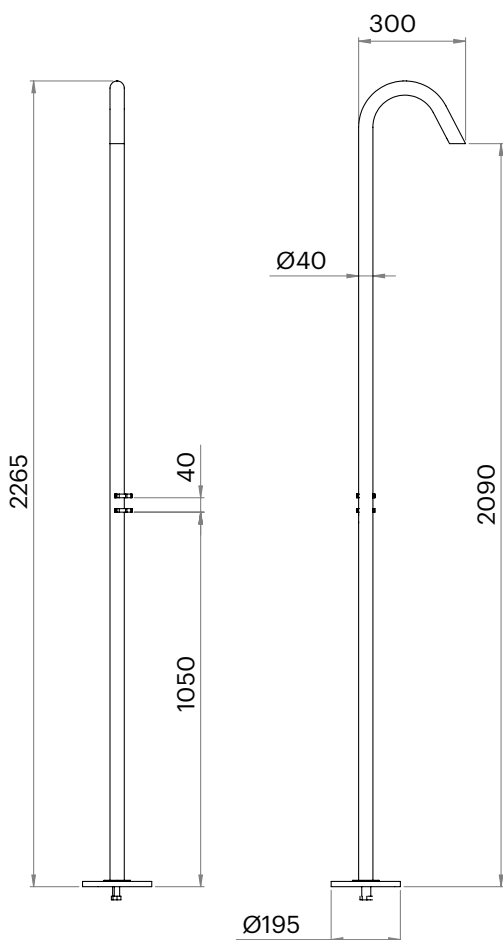
Oro
esmaltado



Cobre
rosa
esmaltado

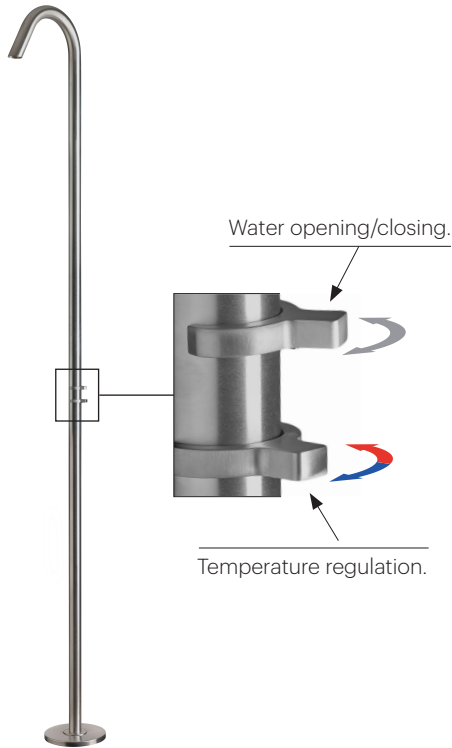


Color
RAL



DEXTER 1C

Outdoor showers



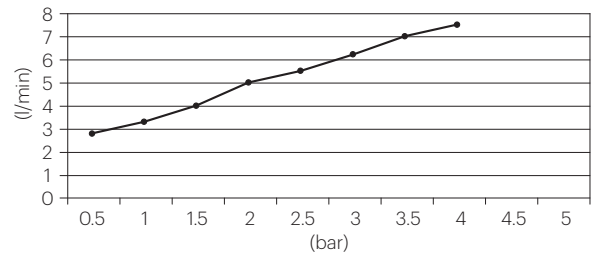
DESCRIPTION

Outdoor shower 2.265 and Ø40 mm.
Cold and hot water.

Made of AISI 316L stainless steel.

FLOW RATE

BREEAM*




SPECIFICATIONS

1/2" water connection.

AVAILABLE FINISHES



Polished stainless steel




Brushed stainless steel



Matt black



Matt white



Enamelled bronze



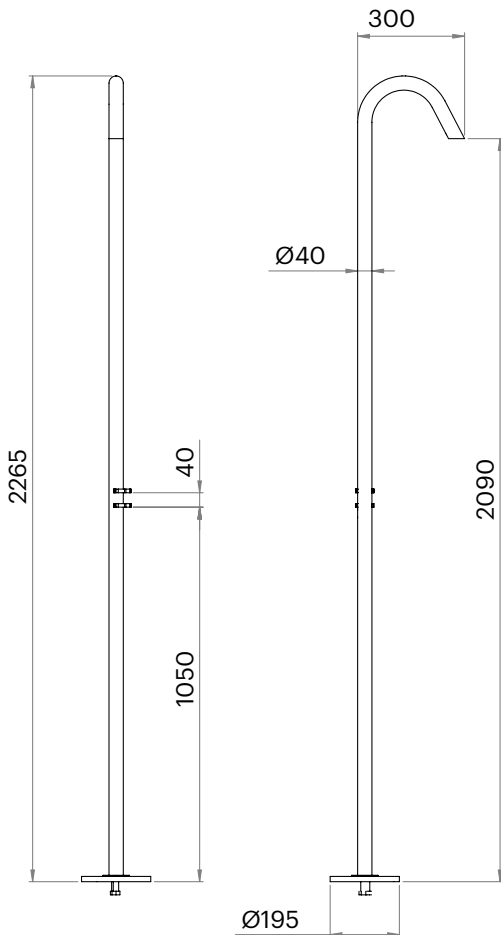
Enamelled gold



Enamelled rose copper

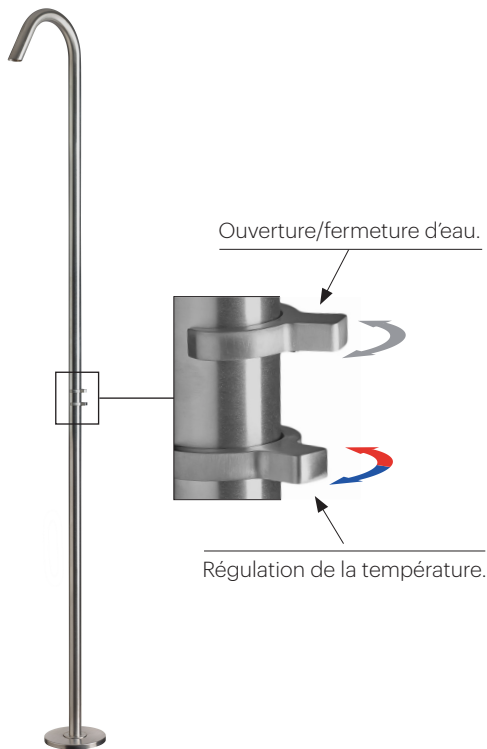


RAL Colour



DEXTER 1C

Douches extérieures



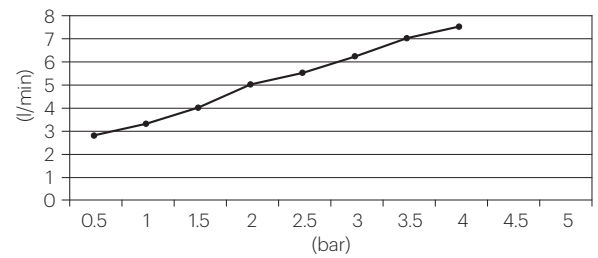
DESCRIPTION

Douche extérieure 2.265 mm et Ø40 mm.
Eau froide et chaude.

Fabriqué en acier inoxydable AISI 316L.

DÉBIT


BREEAM[®]



SPECIFICATIONS

Raccordement d'eau 1/2.

FINITIONS DISPONIBLES



Acier inox.
brillant




Acier inox.
brossé



Noir
mat



Blanc
mat



Bronze
émaillé



Or
émaillé



Cuivre
rose
émaillé



Couleur
RAL

