



DESCRIPCIÓN

Lavabo asimétrico sin rebosadero.
Instalación sobre encimera o encastrada.

Fabricado en Solid Surface.

- Válvula de desagüe no incluida.
- Modelo de válvula compatible: V64SS.

CARACTERÍSTICAS

Dimensiones	560 x 380 x 140 mm
Volumen	0,25 m ³
Peso	9 kg

ACABADOS DISPONIBLES

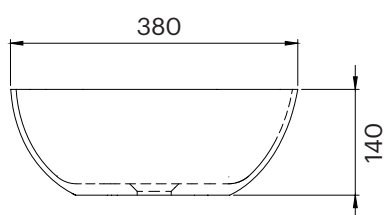
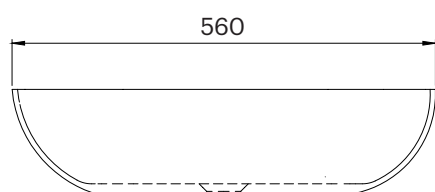
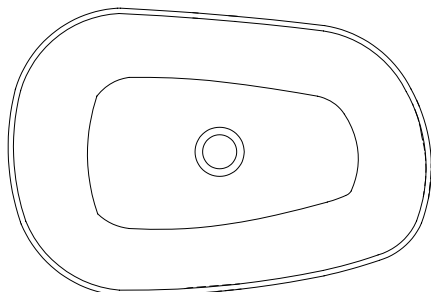
Color aplicable en el interior,
el exterior o ambas superficies.



Blanco
mate



Color
RAL





DESCRIPTION

Asymmetric basin without overflow.
On-top or recessed installation.

Made of Solid Surface.

- Drain valve not included.
- Compatible valve model: V64SS.

FEATURES

Dimensions	560 x 380 x 140 mm
Volume	0,25 m ³
Weight	9 kg

* For wall installation, brackets are necessary.

AVAILABLE FINISHES

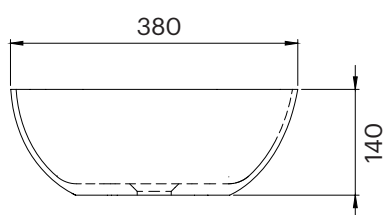
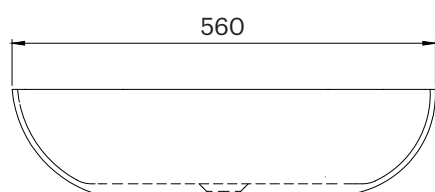
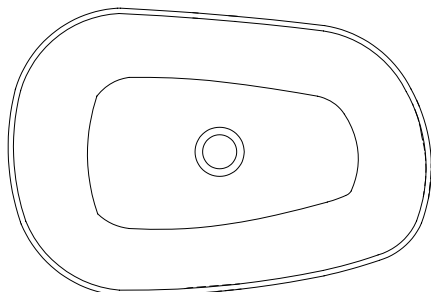
Colour applicable on the interior,
exterior or both surfaces.



Matt
white



RAL
Colour





DESCRIPTION

Vasque asymétrique sans trop-plein.
Installation à poser ou encastrée.

Fabriquée en Solid Surface.

- Bonde de drainage non incluse.
- Modèle de bonde compatible: V64SS.

CHARACTÉRISTIQUES

Dimensions	560 x 380 x 140 mm
Volume	0,25 m ³
Poids	9 kg

FINITIONS DISPONIBLES

Couleur applicable pour les surfaces
intérieures, extérieures ou les deux.



Blanc
mat



Couleur
RAL

