



DESCRIPCIÓN

Lavabo rectangular con las esquinas redondeadas, sin rebosadero.

Fabricado en Solid Surface.

CARACTERÍSTICAS

Dimensiones: 600x300x115 mm.

- Instalación sobre encimera o encastrado.
- Modelo de válvula de desagüe con la tapa circular en Solid Surface del mismo color que el lavabo (no incluida por defecto).

PRODUCTOS RELACIONADOS

LB-VALVSOLID: Válvula con tapa para lavabo, de solid surface.

OTRAS MEDIDAS DISPONIBLES

Disponible en las siguientes medidas:

LB10R45: 450x280x115 mm.

LB10R75: 750x300x115 mm.

LB10R100: 1000x300x115 mm.

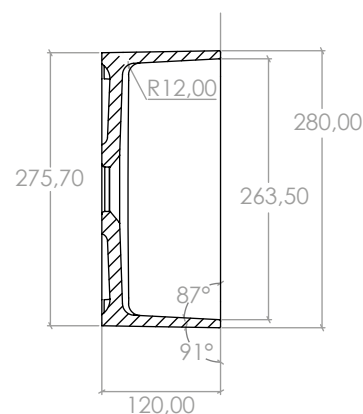
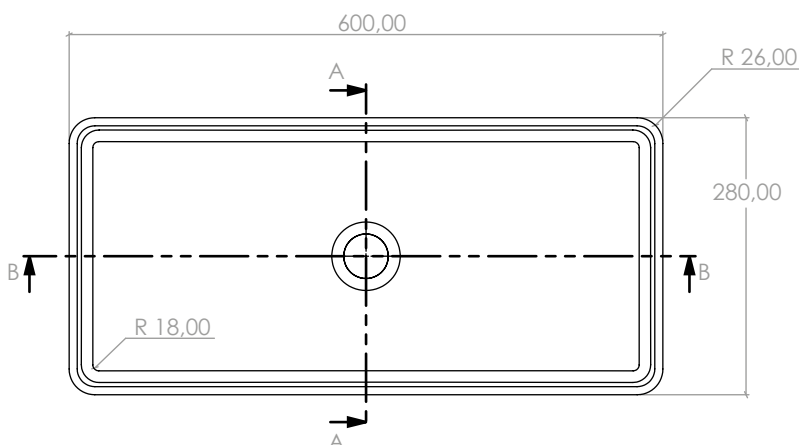
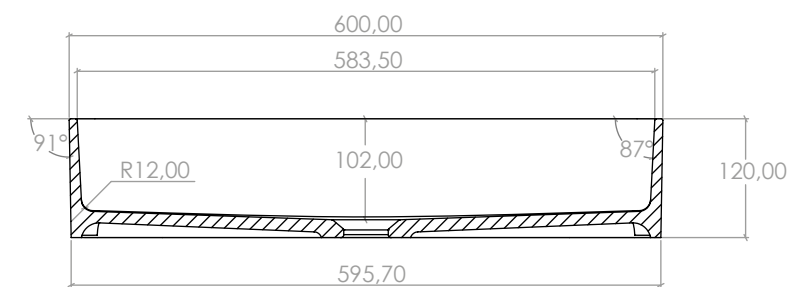
ACABADOS DISPONIBLES



Blanco
mate



Color
RAL



Dimensiones en mm.

Made in EU



DESCRIPTION

Rectangular washbasin with rounded corners, without overflow.

Made of Solid Surface.

FEATURES

Dimensions: 600x300x115 mm.

- Countertop or recessed installation.
- Drain valve model with circular cover of Solid Surface in the same colour as the washbasin (not included by default).

RELATED PRODUCTS

LB-VALVSOLID: Valve with cover, for solid surface basin.

OTHER SIZES DIMENSIONS

Available in the following dimensions:

LB10R45: 450x280x115 mm.

LB10R75: 750x300x115 mm.

LB10R100: 1000x300x115 mm.

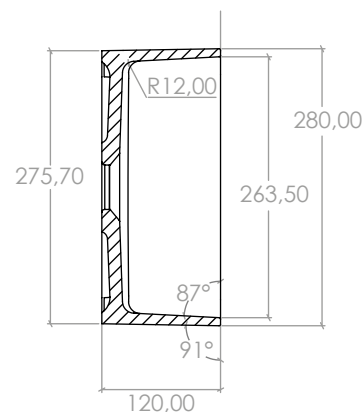
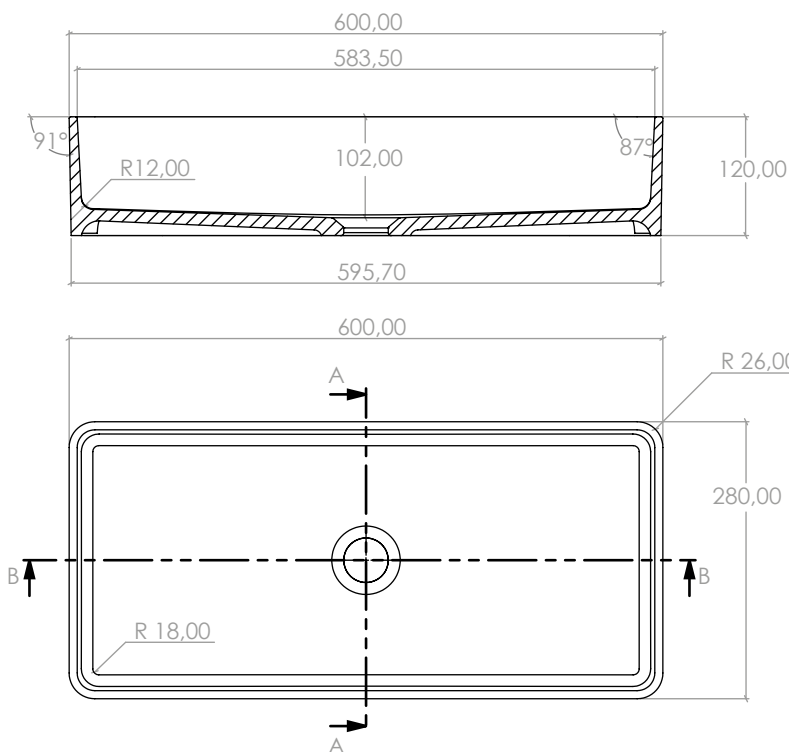
AVAILABLE FINISHES



Matt
White



RAL
Colour



Dimensions in mm.

Made in EU



DESCRIPTION

Vasque rectangulaire avec angles arrondis, sans trop-plein.

Fabriqué en Solid Surface.

CARACTÉRISTIQUES

Dimensions: 600x300x115 mm.

- Installation du plan de travail ou à encastrer.
- Modèle de bonde de drainage avec couvercle circulaire en Solid Surface dans la même couleur de la vasque (non inclus par défaut).

PRODUITS ASSOCIÉS

LB-VALVSOLID: Bonde avec couvercle, pour vasque.

AUTRES DIMENSIONS DISPONIBLES

Disponible dans les dimensions suivantes:

LB10R45: 450x280x115 mm.

LB10R75: 750x300x115 mm.

LB10R100: 1000x300x115 mm.

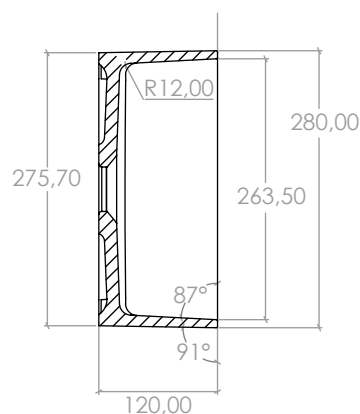
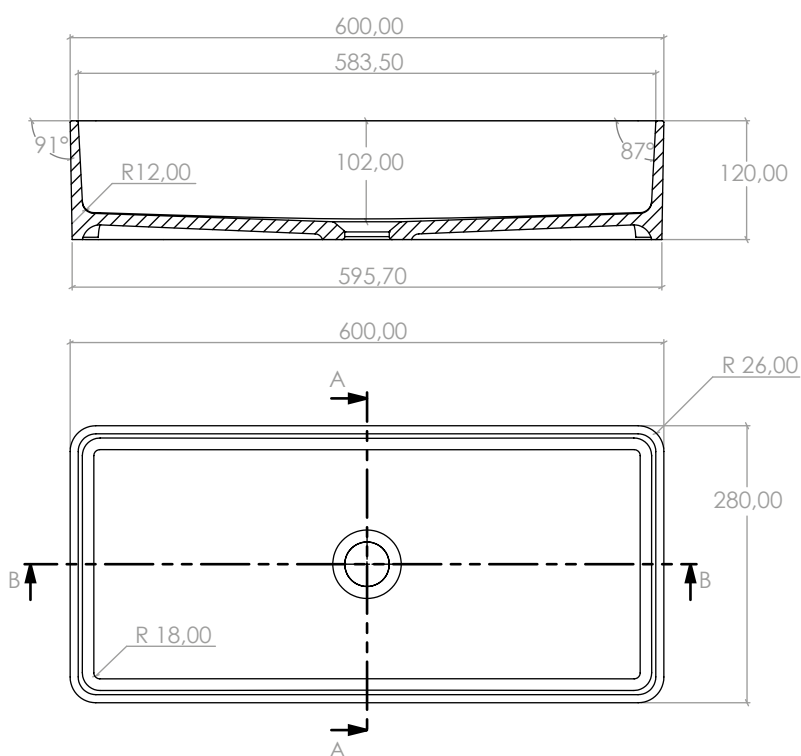
FINITIONS DISPONIBLES



Blanc
mat



Couleur
RAL



Dimensions en mm.

Made in EU