

# basins

LOOKBOOK



ICÓNICO



## SOLID SURFACE BASINS

In our catalog we have a large selection of **basins in different shapes and dimensions, available in matt white or in any color of the RAL Classic system**. In addition, each basin has different installation possibilities: on-top, wall-mounted with mechanical fixing, recessed or semi-recessed

## ABOUT SOLID SURFACE

Solid Surface is a latest generation material that uses the most advanced and innovative technologies. **Its composition of natural minerals and highly resistant polymers makes it a 100% recyclable material with superior technical and aesthetic performance.**

Compact, resistant, non-porous, highly durable and hygienic, it is characterized by its smooth and silky finish, providing the sanitaryware world with aesthetically impeccable products.



LR5M basin in RAL Classic 1019 with a smooth texture.



## INFINITE SHAPES, DIMENSIONS AND COLORS


**The qualities of the material** along with the technology used in its manufacturing process allows the creation of basins and countertops with a **multitude of shapes** (both geometric and organic), **dimensions, textures and colors**, offering endless options and combinations among the elements of the bathroom.



# TEXTURES

The characteristics of this material offer the possibility of applying textures on the outer walls of all basin models with an orthogonal shape: smooth texture, micro slate texture, slate texture, slab slate texture, concrete texture.

The textures can be produced in any colour from the RAL Classic colour chart.



Smooth texture

Micro slate texture

Slate texture

Slab slate texture


Concrete texture




## TEXTURE CONCRETE

A texture with an industrial aesthetic that can be applied to the outer wall surfaces of all models of basins with an orthogonal shape.





LC1S basin in RAL Classic 7003 with a concrete texture.



LC1S basin in RAL Classic 7003 with a concrete texture.





LR4M basin in RAL Classic 1014 with a smooth texture.



LR7M basin in RAL Classic 1013 with a smooth texture.





LO2L basin in RAL Classic 1000 with a smooth texture.



LO2L basin in RAL Classic 1000 with a smooth texture.



LR5M basin in RAL Classic 1019 with a smooth texture.






LR7M basin in RAL Classic 1013 with a smooth texture.



LR5M basin in RAL Classic 1019 with a smooth texture.



LR4M basin in RAL Classic 1014 with a smooth texture.



LO2L basin in RAL Classic with a smooth texture.






LR4M basin in RAL Classic 1014 with a smooth texture.



LR4M basin in RAL Classic 1014 with a smooth texture.

# MODELS, INSTALLATION POSSIBILITIES AND FINISHES







Lavabos LR5M, LR7M, LO2L, LC1S, LR4M basins in RAL Classic with a smooth texture.



ICÓNICO  
Elements for architecture